TVSM Results
Q/E 30th June 2016

Highlights - Q/E June 2016

- Revenue from operations grew by 12% over Q1 of last year
- Total 2W sales numbers grew by 15% over Q4 of last year:
  - Scooters grew by 19%
  - Motorcycles grew by 11%
  - Mopeds grew by 18%
- PBT grew by 23% over Q1 of last year from Rs 130.4 Cr to Rs 160.8 Cr
- PAT grew by 21% over Q1 of last year from Rs 100.1 Cr to Rs 121.3 Cr

Note: The company has adopted the Indian Accounting Standards (Ind AS) from 1st Apr 2016. These financials and its comparatives are prepared in accordance with Ind AS.

TVS

Sales - Q/E June 2016

Nos. in '000

Q1 2015-16	Particulars	Q1 2016-17
255	Motorcycles	283
188	Mopeds	222
165	Scooters	196
30	Three wheelers	17
638	**Total**	**718**

TVS

TVSM Ind AS transition

Relaxations provided by SEBI (5th July'16) availed by the company

SEBI Relaxation	Details
Quarter comparatives	Mandatory only for corresponding quarter of previous year
Limited review for corresponding previous year quarter (June 2015)	Not mandatory for the comparative previous year quarter
FY 2015-16 comparatives	Mandatory only in Q/E March 2017

TVS

Regrouping required in Ind AS

- Revenue will be shown net off excise duty in quarterly results upto Dec 2016. Revenue will be grossed up for excise duty from March 2017 results onwards and excise duty will be added to cost of goods sold
- Certain discounts / incentives earlier included under “other expenses” to be reduced from “Income from operations”
- Amortized cost of tools, dies and moulds to be included under depreciation instead of cost of materials consumed

Statement of Reconciliation of Profit and OCI for Q/E Jun 2015

Particular	Ref	Amount in Crores	
Net profit as per Indian GAAP			90.27
Add:			
i. Actuarial Loss / (Gain) on Employee defined benefit plans recognised in "Other Comprehensive Income" as per Ind AS 19		0.88	
ii. Increase in fair value of financial assets		11.42	12.30
Less:			
Deferred tax on the above		(2.49)	(2.49)
Net profit/(loss) as per Ind AS	A		100.08
Other comprehensive income, net of income tax			
i. Actuarial Loss on employee defined plans			(0.67)
ii. Decrease in fair value of financial assets			(2.16)
Total other comprehensive income, net of income tax	B		(2.83)
Total comprehensive income for the period	A+B		97.25

Financial performance Q/E June 2016

INR in Crores

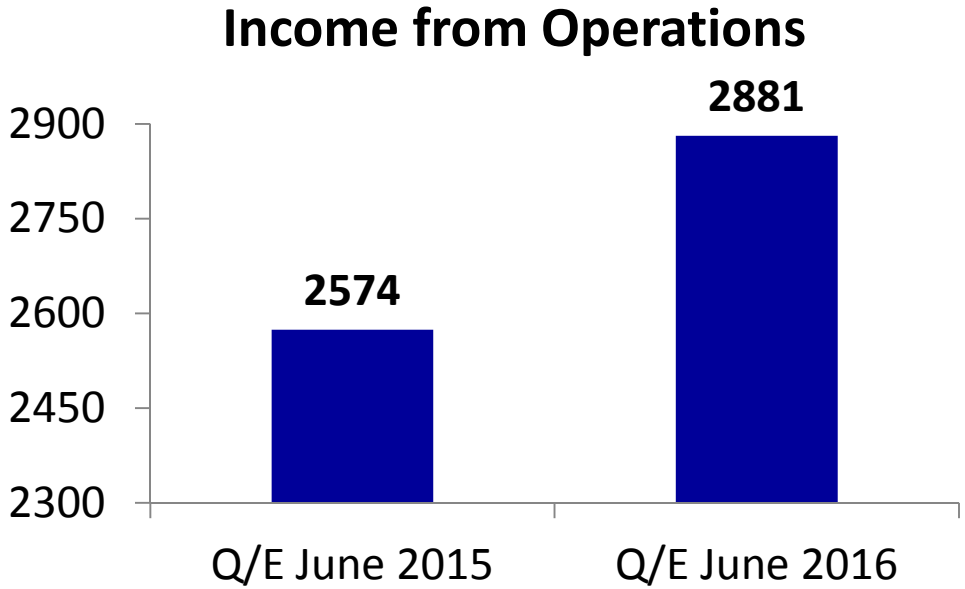

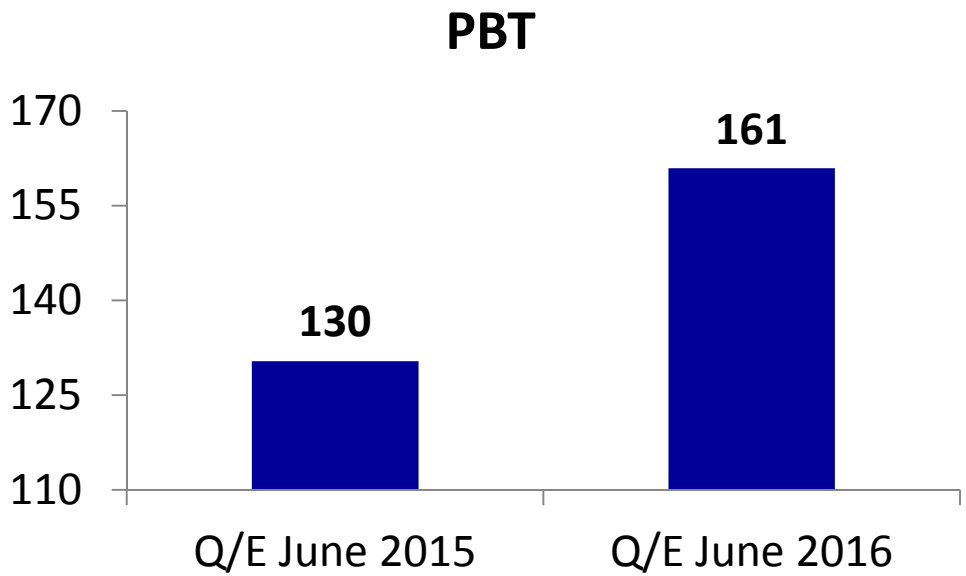

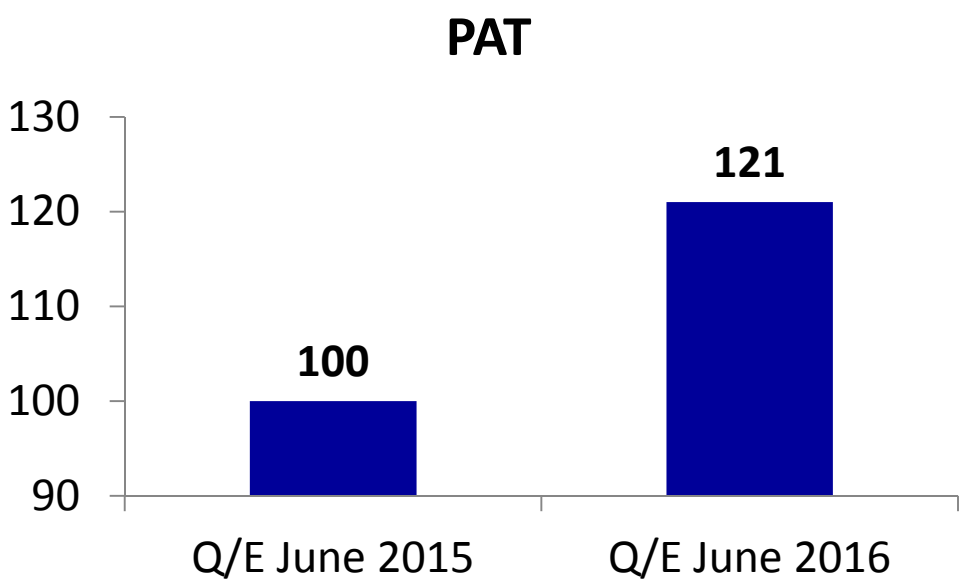

Refreshes launched during the Quarter ending June 2016

INDIA'S
No.1**
110cc MOTORCYCLE
TVS
star city+
NAYE AAKARSHAK
CHOCOLATE GOLD RANG MEIN!
STYLISH DIGITAL SPEEDOMETER
POWERFUL 110cc ECOTHRUST ENGINE
ALL GEAR ELECTRIC START
TUBELESS TYRES
86* km/l
*Under standard test conditions **Cumulative sales. Terms & conditions apply.

TVS

MILLIONR

Thank you

No part of this presentation is to be circulated, quoted, or reproduced for any distribution without prior written approval from TVS Motor Company Limited, PB 4, Harita, Hosur-635109, Tamilnadu, India. Certain parts of this presentation may be "forward looking statements" within the meaning of applicable laws and regulations and actuals may differ from those either expressed or implied.